



STATION

Quick Guide



SCAN2LEAD

1 Connect USB USB anschließen



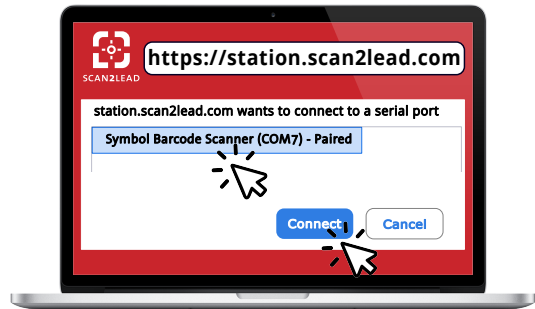
2 Start Internet Browser Internet Browser starten



3 Click on 'Connect' Auf 'Connect' klicken



4 Select & connect your Scanner Scanner wählen und verbinden



support@scan2lead.com



+49 89 4444 33 112



https://support.scan2lead.com





STATION

Quick Guide



SCAN2LEAD

5 Scan QR code to start
Zum starten QR Code scannen

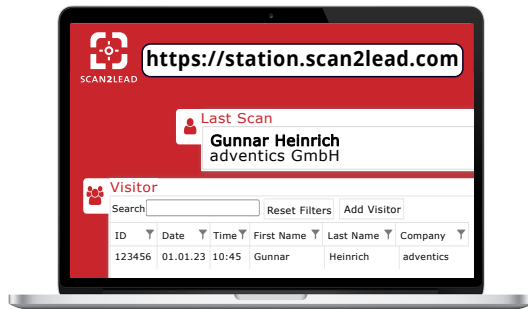


! You will land on the Home-Screen after scanning the QR code.

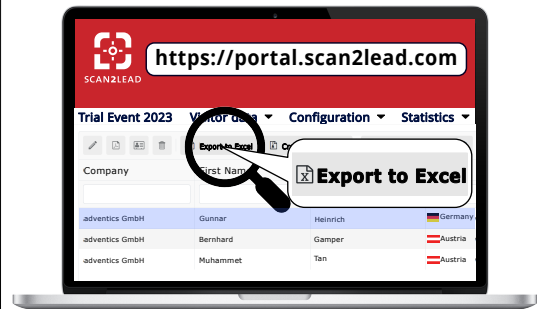
6 Scan visitor ticket
Besucherticket scannen



7 Edit visitor details
Besucherdaten bearbeiten



8 Export visitor Data
Besucherdaten exportieren



! Register at <https://portal.scan2lead.com>. Use the portal key, which has been sent by email, to export your leads. Your access to the PORTAL will close 8 weeks after the exhibition.



support@scan2lead.com



+49 89 4444 33 112



<https://support.scan2lead.com>

